

## ROLL-OUT ACCESS PATHWAY



**Mobi-Mat® RecPath™ is a portable and removable rollout access pathway for pedestrians, wheelchair users, strollers, bicycles and ATVs.**

### ADA-Compliant

Firm, safe and stable, easy for any type of wheelchair, stroller or walker to maneuver on – providing a smooth continuous surface without gaps.

### Environmentally Friendly

Made of 100% recycled polyester, Mobi-Mat® RecPath™ contributes to the environment by utilizing recycled plastics. RecPath™ channels traffic along designated areas to protect sensitive dunes.



### User friendly Cool and smooth surface

The blue AFX Mobi-Mat® RecPath™ permeable structure remains cool when exposed to very high temperature up to 80°C (176°F), for the benefit of barefoot beachgoers and disabled people.

### Lightweight and Easy Installation

Mobi-Mat® is only 0.27 lbs/sqft, facilitating installation and retrieval of a 50' long section by two persons in ten minutes. Installation and retrieval can be performed by one person when using our Mobi-Roller™.




### Eclectrical blue to increase visibility

### Low Maintenance:

Will not sink into the sand, the Mobi-Mat® permeable structure allows sand to filter through. Mobi-Mat® RecPath™ is easily maintained by sweeping any excess sand build up with a broom or with a leaf blower.



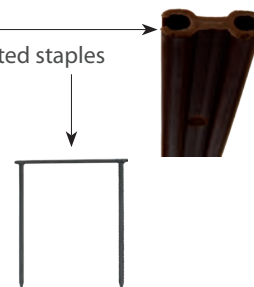




Mobi-Mat® RecPath™ - Type AFX 1.3 kg/m <sup>2</sup> (0.27 lb/sqft)								
Width	1.53 m (60")				1.98 m (78")			
Lenght	5 m (16')	10 m (33')	15.2 m (50')	25 m (82')	5 m (16')	10 m (33')	15.2 m (50')	25 m (82')
Weight rolled up	16 kg (35 lb)	23 kg (50 lb)	33 kg (72 lb)	53 kg (117 lb)	17 kg (37 lb)	29 kg (64 lb)	42 kg (92 lb)	68 kg (150 lb)
Color	Blue							
Kit P/N	191 811	191 799	191 800	191 801	191 806	191 807	191 808	191 809

#### Accessories & Anchorage included in the kit:

- 2 «X» connexion
- 8 U-shaped bichromated staples
- 1 pair of gloves



\* Each kit is equipped with end connectors and eyelets to insert the staples provided in the kit.

Download installation sheet on [www.mobi-mat-chair-beach-access-dms.com](http://www.mobi-mat-chair-beach-access-dms.com)



Discover our complete range on [www.mobi-mat-chair-beach-access-dms.com](http://www.mobi-mat-chair-beach-access-dms.com)



Mobi-Fence™



Helipad™



VMM™



Mobi-Chair®

**DMS**  
DESCHAMPS MAT SYSTEMS

[info@mobi-mat-dms.com](mailto:info@mobi-mat-dms.com)  
218 Little Falls Road, Unit 7 - Cedar Grove, NJ 07009 - USA  
Tel. + 1 973 928 3040 - Fax. + 1 973 928 3041  
[www.mobi-mat-dms.com](http://www.mobi-mat-dms.com)





## ROLL-OUT ACCESS PATHWAY



**Mobi-Mat® RecPath™ is a portable and removable rollout access pathway for pedestrians, wheelchair users, strollers, bicycles and ATVs.**

### ADA-Compliant

Firm, safe and stable, easy for any type of wheelchair, stroller or walker to maneuver on – providing a smooth continuous surface without gaps.

### Environmentally Friendly

Made of 100% recycled polyester, Mobi-Mat® RecPath™ contributes to the environment by utilizing recycled plastics. RecPath™ channels traffic along designated areas to protect sensitive dunes.



### Safe and Cool Pathway

Cool surface: permeability and 3-D design provide a comfortable surface to barefoot and disabled people. The brown AFX Mobi-Mat® Recpath™ eliminates the risk of injury commonly caused by splintered wood boards or exposed nails/screws.

### Lightweight and Easy Installation

Mobi-Mat® is only 0.27 lbs/sqft, facilitating installation and retrieval of a 50' long section by two persons in ten minutes. Installation and retrieval can be performed by one person when using our Mobi-Roller™.



### Perfect match with natural environment

### Low Maintenance:

The Mobi-Mat® permeable structure allows sand to filter through, without sinking into the sand. Mobi-Mat® RecPath™ is easily maintained by sweeping any excess sand build up with a broom or with a leaf blower.



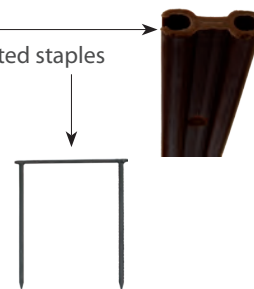




Mobi-Mat® RecPath™ - Type AFX 1.3 kg/m <sup>2</sup> (0.27 lb/sqft)								
Width	1.53 m (60")				1.98 m (78")			
Lenght	5 m (16')	10 m (33')	15.2 m (50')	25 m (82')	5 m (16')	10 m (33')	15.2 m (50')	25 m (82')
Weight rolled up	16 kg (35 lb)	23 kg (50 lb)	33 kg (72 lb)	53 kg (117 lb)	17 kg (37 lb)	29 kg (64 lb)	42 kg (92 lb)	68 kg (150 lb)
Color	Brown							
Kit P/N	191 810	191 796	191 797	191 798	191 802	191 803	191 804	191 805

#### Accessories & Anchorage included in the kit:

- 2 «X» connexion
- 8 U-shaped bichromated staples
- 1 pair of gloves



\* Each kit is equipped with end connectors and eyelets to insert the staples provided in the kit.

Download installation sheet on [www.mobi-mat-chair-beach-access-dms.com](http://www.mobi-mat-chair-beach-access-dms.com)



Discover our complete range on [www.mobi-mat-chair-beach-access-dms.com](http://www.mobi-mat-chair-beach-access-dms.com)



Mobi-Fence™



Helipad™



VMM™



Mobi-Chair®


**D M S**  
DESCHAMPS MAT SYSTEMS

[info@mobi-mat-dms.com](mailto:info@mobi-mat-dms.com)  
218 Little Falls Road, Unit 7 - Cedar Grove, NJ 07009 - USA  
Tel. + 1 973 928 3040 - Fax. + 1 973 928 3041  
[www.mobi-mat-dms.com](http://www.mobi-mat-dms.com)





## ROLL-OUT ACCESS PATHWAY



## THE MUST

The patented Mobi-Mat® RecPath™ A2X DL is the best and softest access pathway in the world for pedestrians, barefoot, and wheelchairs. Easily installed in a few minutes, very comfortable, this is **THE MUST**. The Mobi-Mat® RecPath™ A2X DL can be customized on request.

### Visible pathway – attractive colors BLUE or RED

Mobi-Mat® Recpath is available in two colors, blue and brown. The brown mat quickly blends into the sand, while the blue provides a more visible path.

### Maintenance free

Mobi-Mat® RecPath A2X DL requires little or no maintenance under normal conditions. The product can be cleaned with a broom, blower or high pressure power washer.

### Safe and flexible pathway



With Mobi-Mat® there is no risk of injury or lacerations from splinters or nails. Also, Mobi-Mat® conforms to the ground without cracking or creating trip hazards.

Choise your color\* blue or red, your label ....

Color	Reflecting strip	Label
		

*\*Other colors available on request according to the quantity.*





### Mobi-Mat® RecPath™ - Type A2X DL 1.85 kg/m<sup>2</sup> (0.37 lb/sqft)

Width	1.53 m (60")				1.98 m (78")			
Lenght	5 m (16')	10 m (33')	15.2 m (50')	25 m (82')	5 m (16')	10 m (33')	15.2 m (50')	25 m (82')
Weight rolled up	14 kg (31 lb)	28 kg (62 lb)	42 k(92 lb)	69 kg (152 lb)	18 kg (40 lb)	36 kg (79 lb)	54 kg (119 lb)	89 kg (196 lb)
Color	Blue or Red							
Kit P/N	191 777	176 270	176 271	176 276	191 780	176 323	176 324	176 325

### Accessories & Anchorage included in the kit:

- 2 «X» connexion
- 8 U-shaped bichromated staples
- 1 pair of gloves



\* Each kit is equipped with end connectors and eyelets to insert the staples provided in the kit.

Download installation sheet on [www.mobi-mat-chair-beach-access-dms.com](http://www.mobi-mat-chair-beach-access-dms.com)



Discover our complete range on [www.mobi-mat-chair-beach-access-dms.com](http://www.mobi-mat-chair-beach-access-dms.com)



Mobi-Fence™



Helipad™



VMM™



Mobi-Chair®

**DMS**  
DESCHAMPS MAT SYSTEMS

[info@mobi-mat-dms.com](mailto:info@mobi-mat-dms.com)  
218 Little Falls Road, Unit 7 - Cedar Grove, NJ 07009 - USA  
Tel. + 1 973 928 3040 - Fax. + 1 973 928 3041  
[www.mobi-mat-dms.com](http://www.mobi-mat-dms.com)

